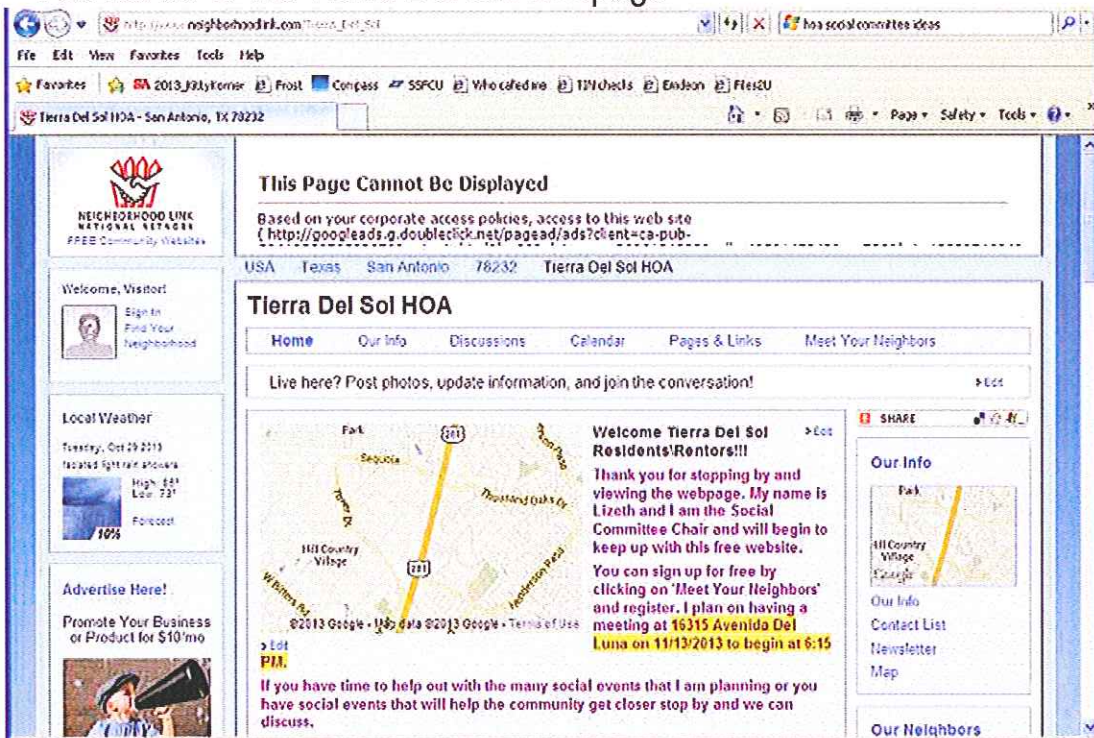


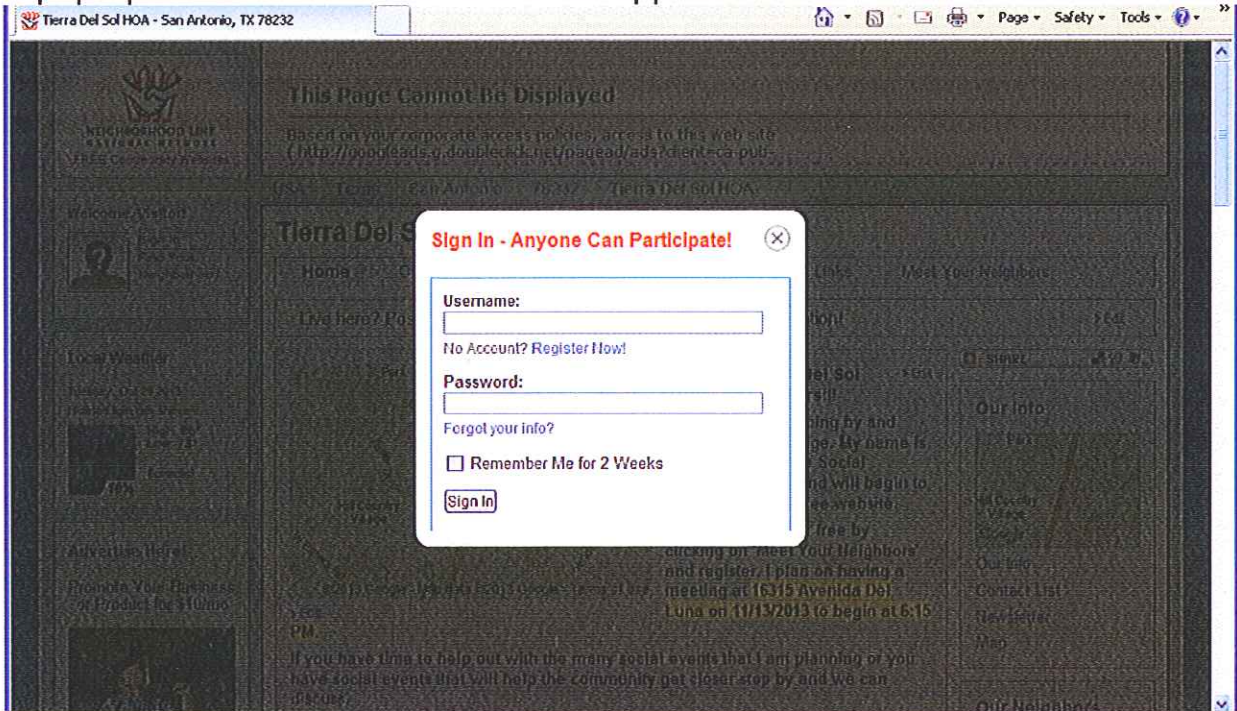
- Go to webpage:
http://www.neighborhoodlink.com/Tierra_Del_Sol
- You will be to the Tierra Del Sol webpage



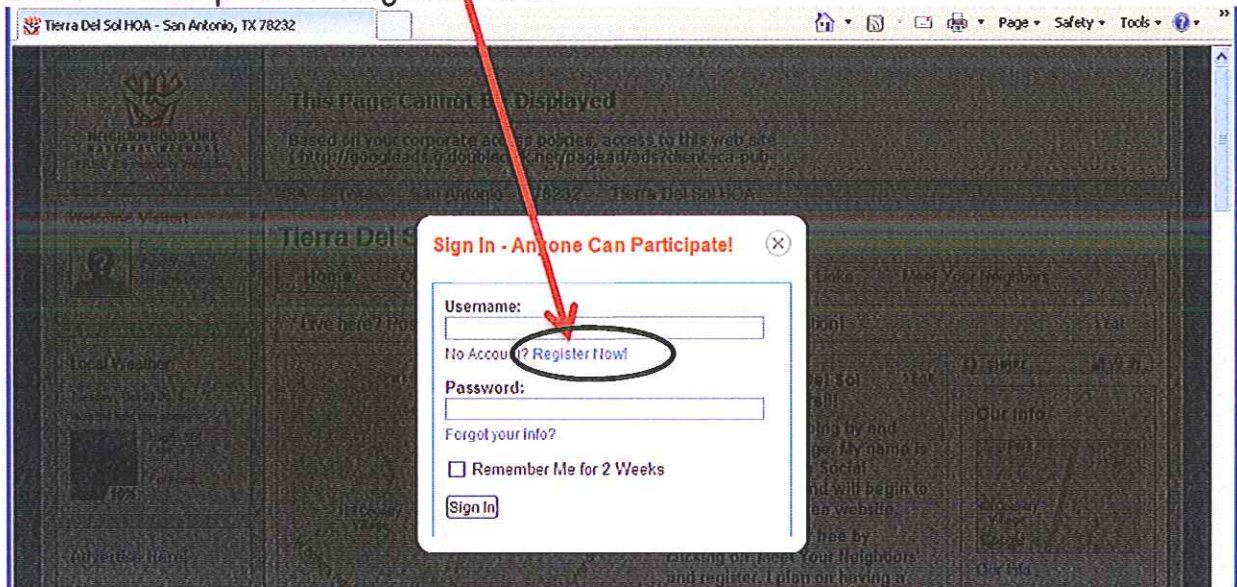
Sign up to become a member by selecting the 'Sign In' under the Welcome, Visitor! on the left hand side.



A pop-up screen like the one below will appear



Click on blue phrase 'Register Now!'



Fill out the A new screen will appear for you to fill out

The screenshot shows the Neighborhood Link Registration page. At the top, there is a navigation bar with 'USA', 'Texas', 'Cities', 'Zip Codes', and 'Tierra Del Sol HOA'. The main heading is 'Neighborhood Link Registration'. Below it, there is a sub-heading 'Already have an account? Please Sign In.' and a note 'All fields are required.' The registration form includes fields for 'First Name', 'Last Name', 'Email Address', 'Username', and 'Password'. There are also checkboxes for 'I have read and agreed to the Neighborhood Link Terms of Service' and 'I confirm that I am 13 years old or older.' A 'Sign Up Now!' button is at the bottom of the form. Annotations include a box on the left that says 'Must check off both boxes' with arrows pointing to the checkboxes, and a box on the right that says 'Fill out the boxes on the left. Click on the two boxes confirming you are over 13 yrs old and that you agree to Terms of Service.' with arrows pointing to the checkboxes.

Once all information is entered click on 'Sign Up Now!' button

This is a close-up view of the bottom portion of the registration form. It shows the 'Re-Enter Your Password:' field, the two checkboxes for terms of service and age confirmation, and the 'Sign Up Now!' button. A large black arrow points from the text above to the 'Sign Up Now!' button.

Explore and add your own ideas\comments onto the webpage.

