

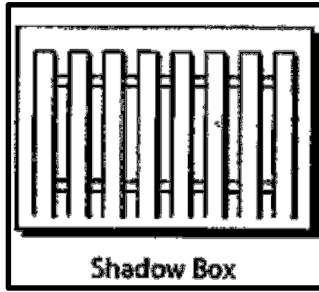


FENCES - RULES AND REGULATIONS

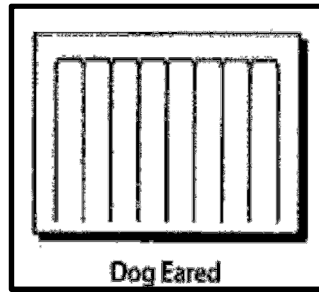
These guidelines apply to new and/or replacement fences as of [DATE]. Fences already in place on that date may stand until demolished and/or replaced in accordance with current rules and regulations. An Architectural Change Request form must be submitted and approved prior to beginning your project.

1. All fences shall be kept in good repair and erected so as to enclose the property without hindrance or obstruction to any other property.
2. Fences must be placed to allow for maintenance on both sides of the fence.
3. Fences are allowed in the backyard extending from the rear edge of the house. Exceptions may be allowed for corner lots and side yard patios and/or decks.
4. The finished side of the fence must be on the outside (as viewed from the street.)
5. Fence height is measured from the ground and may vary according to the style of the fence from a minimum of 3 feet to a maximum of 6 feet.
6. It is recommended that a certified stake survey be obtained prior to fence installation to avoid installing a fence on a neighbor's lot. CALL 811 before digging to have underground utility lines, etc. flagged.
7. Fences erected in easements are erected at the homeowner's risk as such fences may be removed by others if said fences interfere with the installation, operation, and/or maintenance of the facilities for which the easement has been reserved.
8. For the purpose of enclosing a patio or deck, the fenced area shall not extend further than half the distance from the back of the house to the rear lot line and not extend beyond the sides of the house.
9. Materials and colors: Wood – natural or stained in natural wood colors; PVC/Vinyl – white or natural wood colors; Wrought iron – black; Aluminum – black; Chain link – black vinyl coated.
10. Examples of acceptable fencing styles are illustrated on page 2 with corresponding heights. Other styles not illustrated may be considered for approval. An Architectural Change Request form must be approved prior to installation.

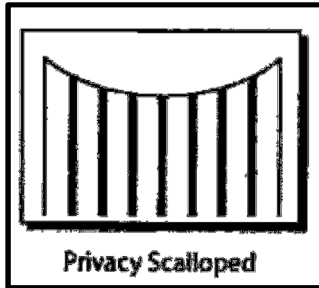
Privacy fences; height = 6 feet.




Shadow Box



Dog Eared




Privacy Scalloped

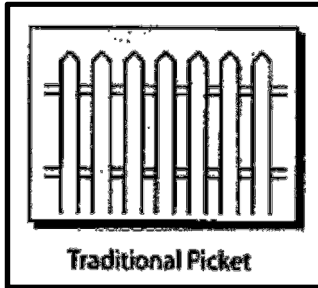


Privacy with Lattice

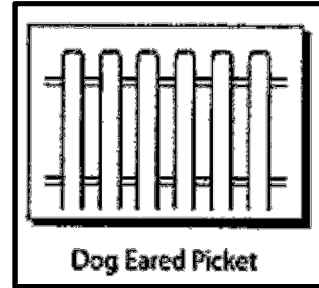
Picket and/or rail fences; minimum/maximum height = 3feet



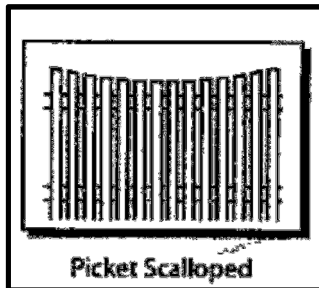
French Gothic Picket



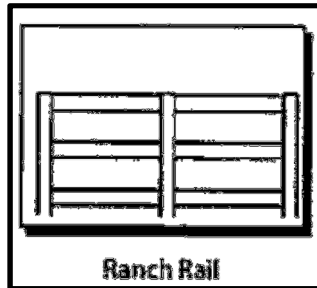
Traditional Picket



Dog Eared Picket



Picket Scalloped



Ranch Rail

Chain Link - black vinyl coated only. Top rail & bottom tension wire required
minimum height = 3 feet; maximum height = 5 feet

